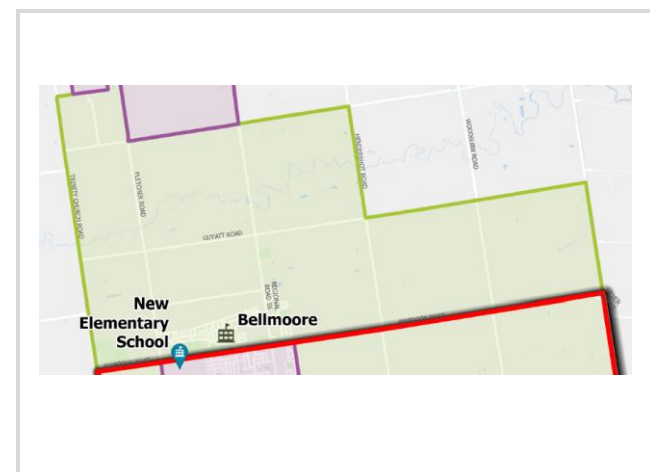
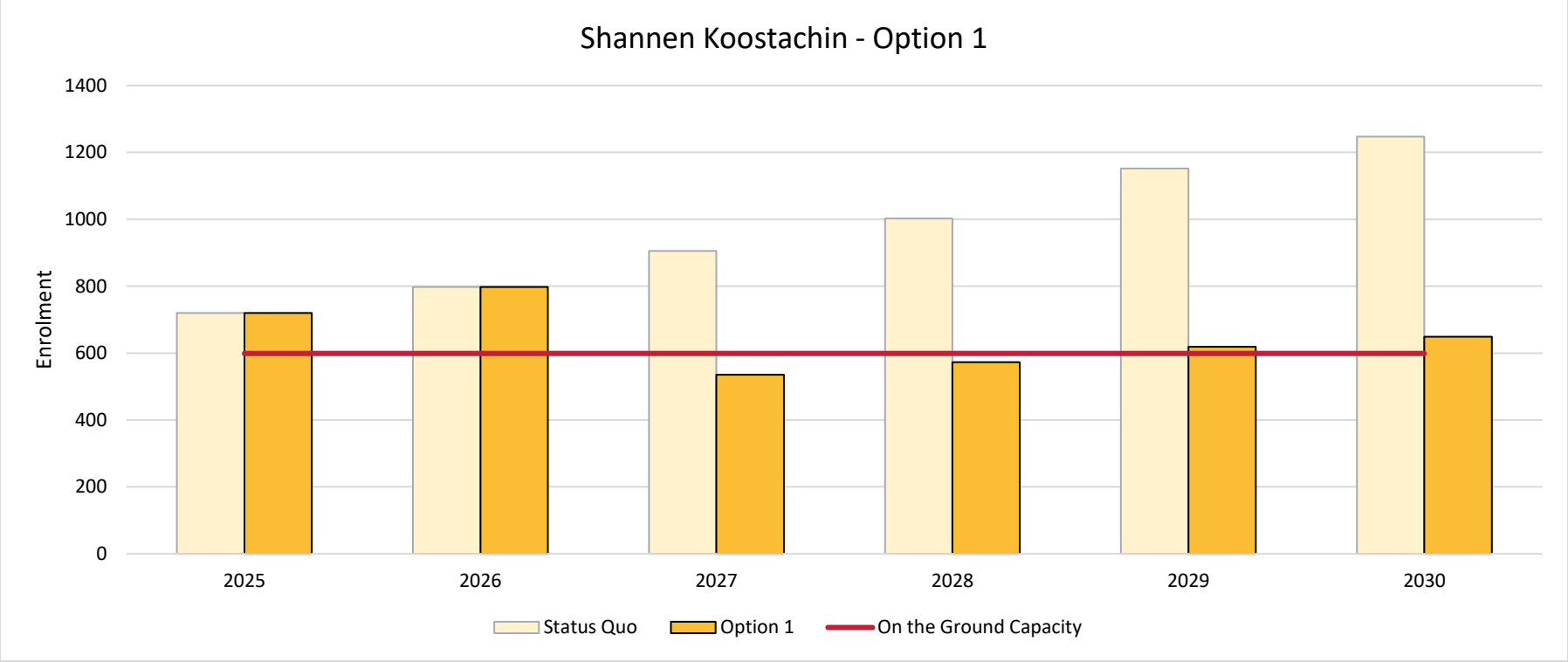


- ### 2027-2028 Changes:
- Existing Bellmore students in holding area remain at Bellmore
 - All Bellmore students north of Binbrook Rd in its existing boundary attend Bellmore
 - All existing and new Bellmore students south of Binbrook Rd (excluding existing holding area students) attend new school

Bellmore Projections- Option 1

On the Ground Capacity	Portables	Total Capacity	Program	2025	2026	2027	2028	2029	2030
640	13	939	English	914	850	760	710	672	630
	Portable Capacity: 299								
Utilization				143%	133%	119%	111%	105%	98%
Utilization with Portables				97%	91%	81%	76%	72%	67%



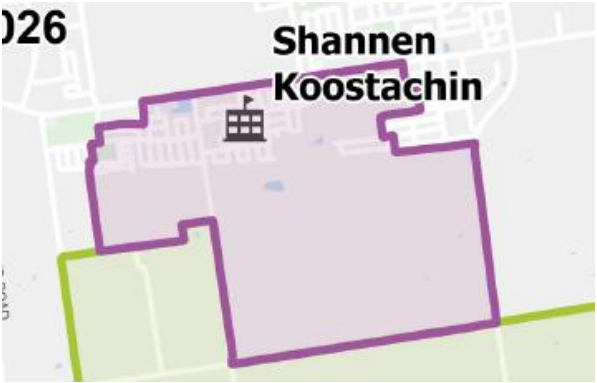


2027-2028 Changes:

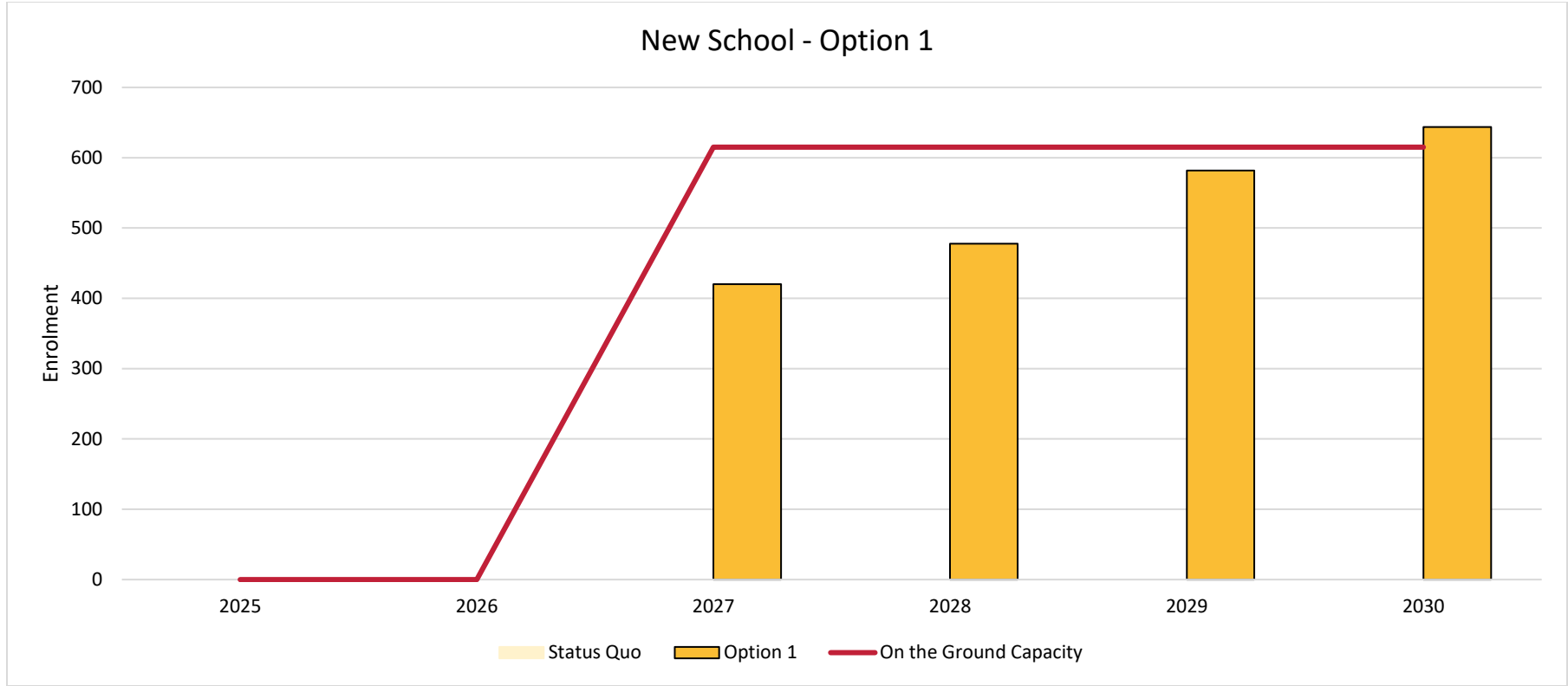
- Shannen Koostachin students in holding area are assigned to new school

Shannen Koostachin Projections- Option 1

On the Ground Capacity	Portables	Total Capacity	Program	2025	2026	2027	2028	2029	2030
599	6	737	English	720	798	535	573	619	649
	Portable Capacity: 138								
Utilization				120%	133%	89%	96%	103%	108%
Utilization with Portables				98%	108%	73%	78%	84%	88%



New School - Option 1



Assigned to new school:

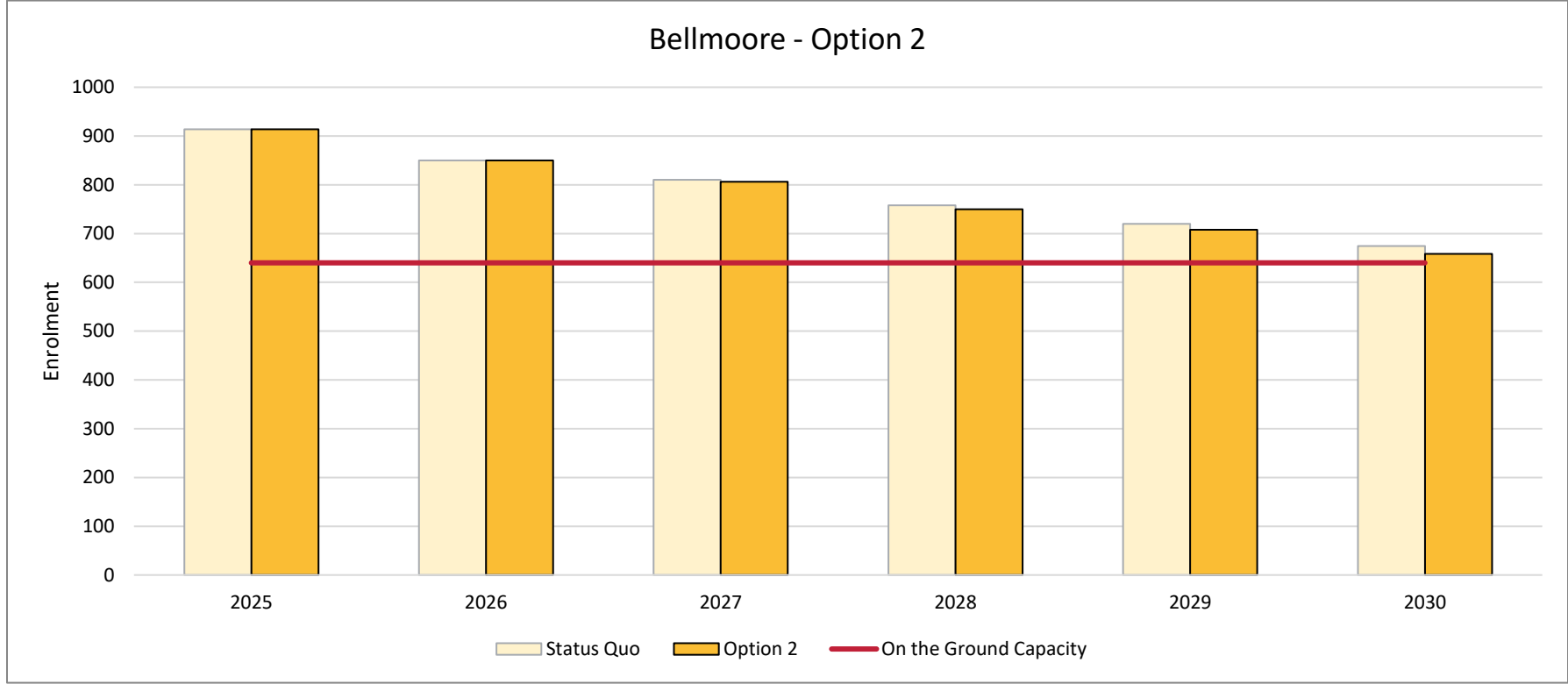
- Shannen Koostachin students in holding area.
- All existing and new Bellmoore students south of Binbrook Rd (excluding holding area)

New School Projections- Option 1

On the Ground Capacity	Portables	Total Capacity	Program	2025	2026	2027	2028	2029	2030
615	0	615	English	0	0	420	478	582	644
	Portable Capacity: 0								
Utilization				0%	0%	68%	78%	95%	105%
Utilization with Portables				0%	0%	68%	78%	95%	105%



Bellmoore - Option 2



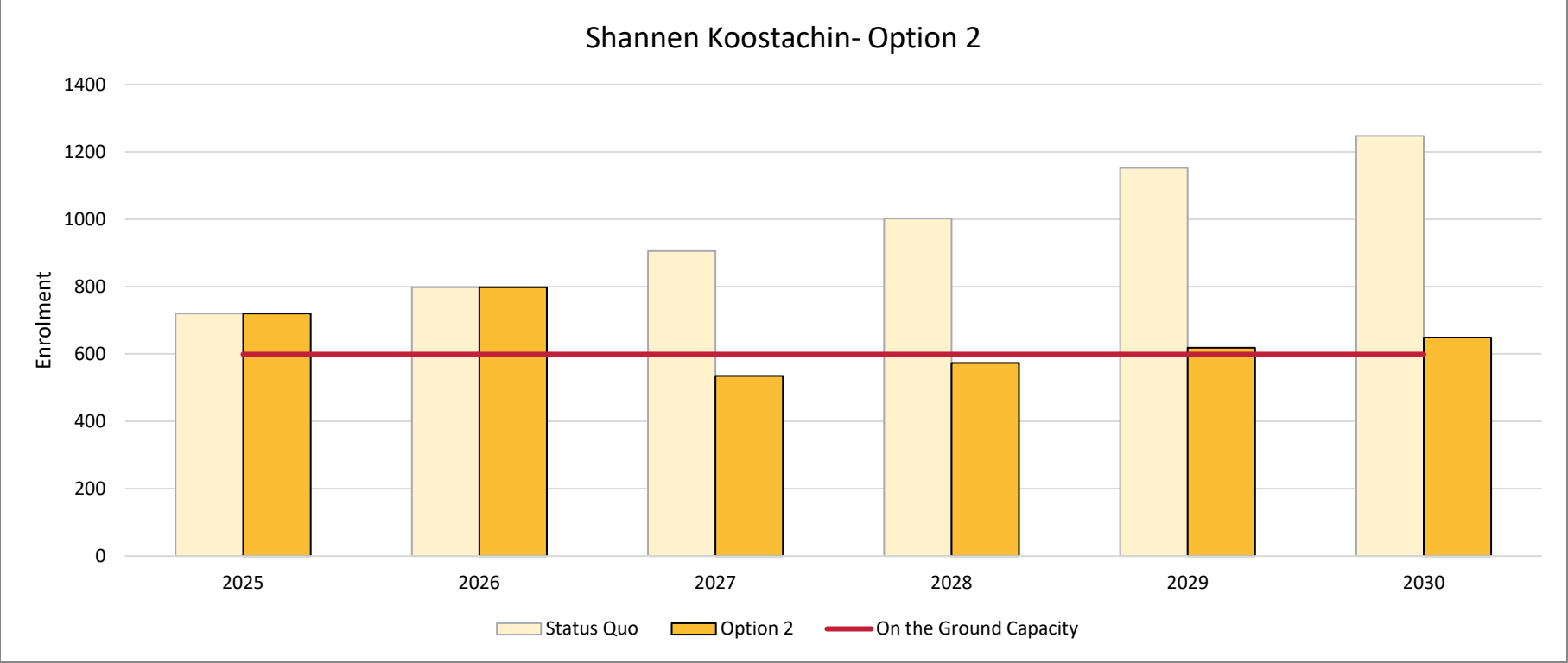
2027-2028 Changes:

- All Bellmoore students north of Binbrook Rd in its existing boundary remain at Bellmoore
- Existing Bellmoore students in holding area remain at Bellmoore
- All new students south of Binbrook Rd attend new school

Bellmoore Projections- Option 2

On the Ground Capacity	Portables	Total Capacity	Program	2025	2026	2027	2028	2029	2030
640	13	939	English	914	850	806	750	708	659
	Portable Capacity: 299								
Utilization				143%	133%	126%	117%	111%	103%
Utilization with Portables				97%	91%	86%	80%	75%	70%





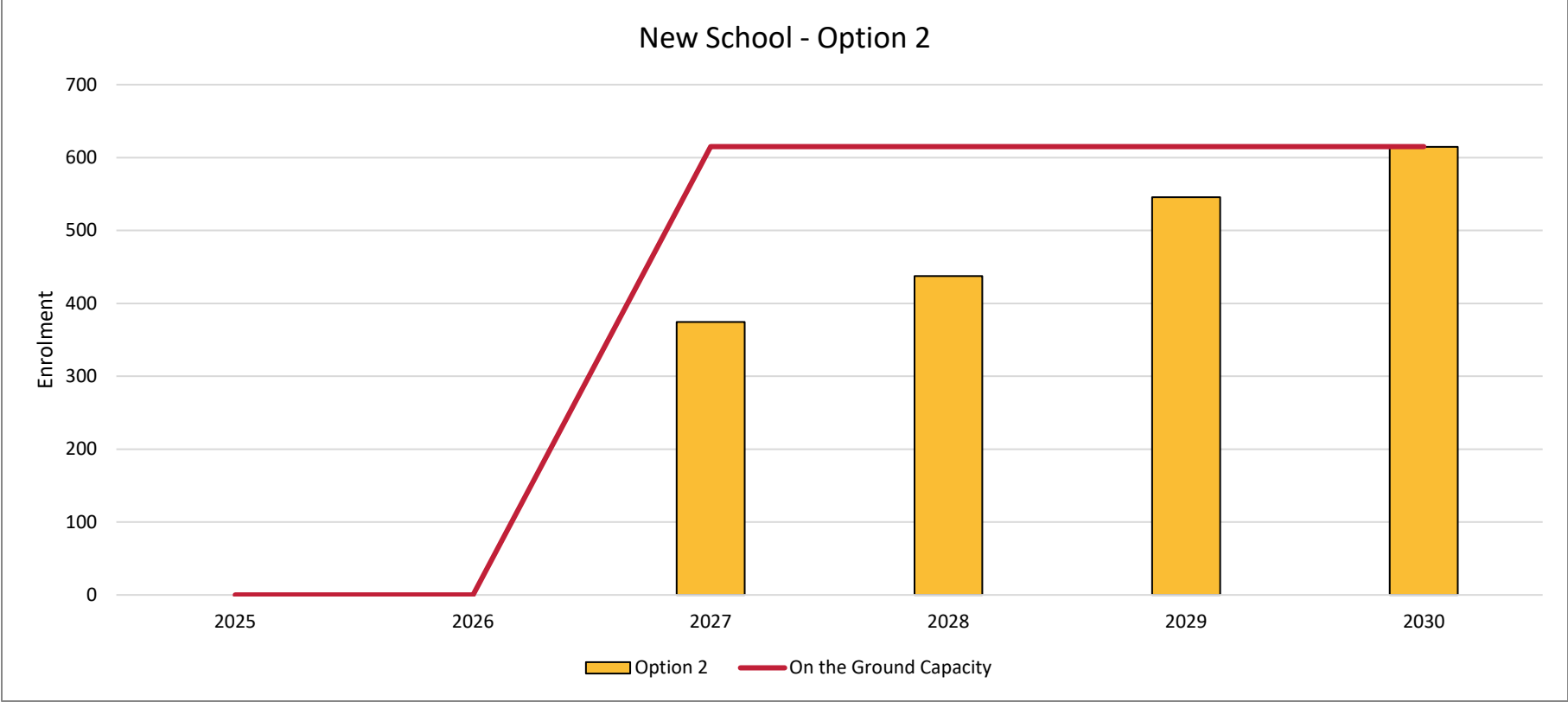
2027-2028 Changes:

- Shannen Koostachin students in holding area are assigned to new school

Shannen Koostachin Projections- Option 2

On the Ground Capacity	Portables	Total Capacity	Program	2025	2026	2027	2028	2029	2030
599	6	737	English	720	798	535	573	619	649
	Portable Capacity: 138								
Utilization				120%	133%	89%	96%	103%	108%
Utilization with Portables				98%	108%	73%	78%	84%	88%





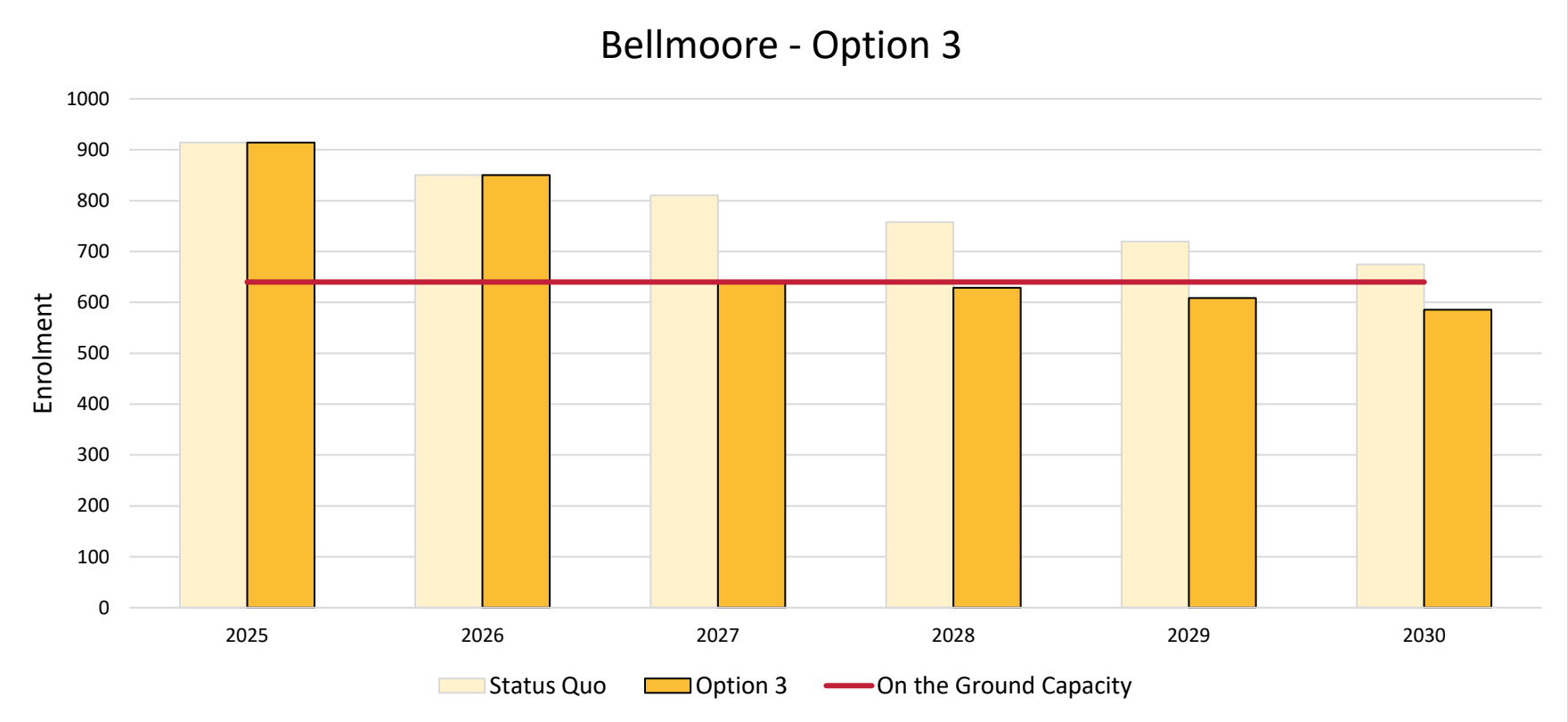
Assigned to new school:

- Shannen Koostachin students in holding area
- All new Bellmoore students south of Binbrook Rd

New School Projections- Option 2

On the Ground Capacity	Portables	Total Capacity	Program	2025	2026	2027	2028	2029	2030
615	0	615	English	0	0	374	438	546	615
	Portable Capacity: 0								
Utilization				0%	0%	61%	71%	89%	100%
Utilization with Portables				0%	0%	61%	71%	89%	100%





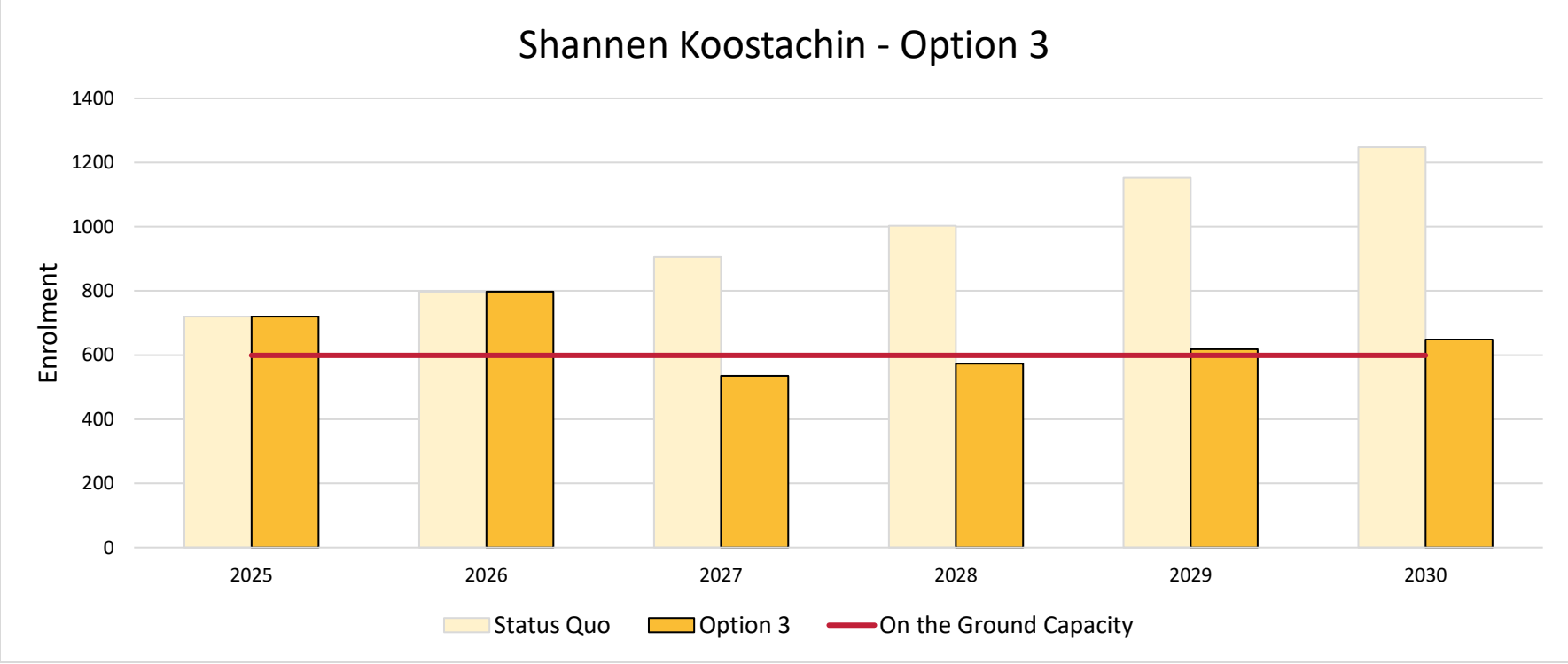
Bellmoore Projections- Option 3

On the Ground Capacity	Portables	Total Capacity	Program	2025	2026	2027	2028	2029	2030
640	13	939	English	914	850	642	629	609	586
	Portable Capacity: 299								
Utilization				143%	133%	100%	98%	95%	91%
Utilization with Portables				97%	91%	68%	67%	65%	62%

2027-2028 Changes:

- All Bellmoore students north of Binbrook Rd in its existing boundary are assigned to Bellmoore
- All existing and new Bellmoore students south of Binbrook Rd (including holding area students) attend new school.





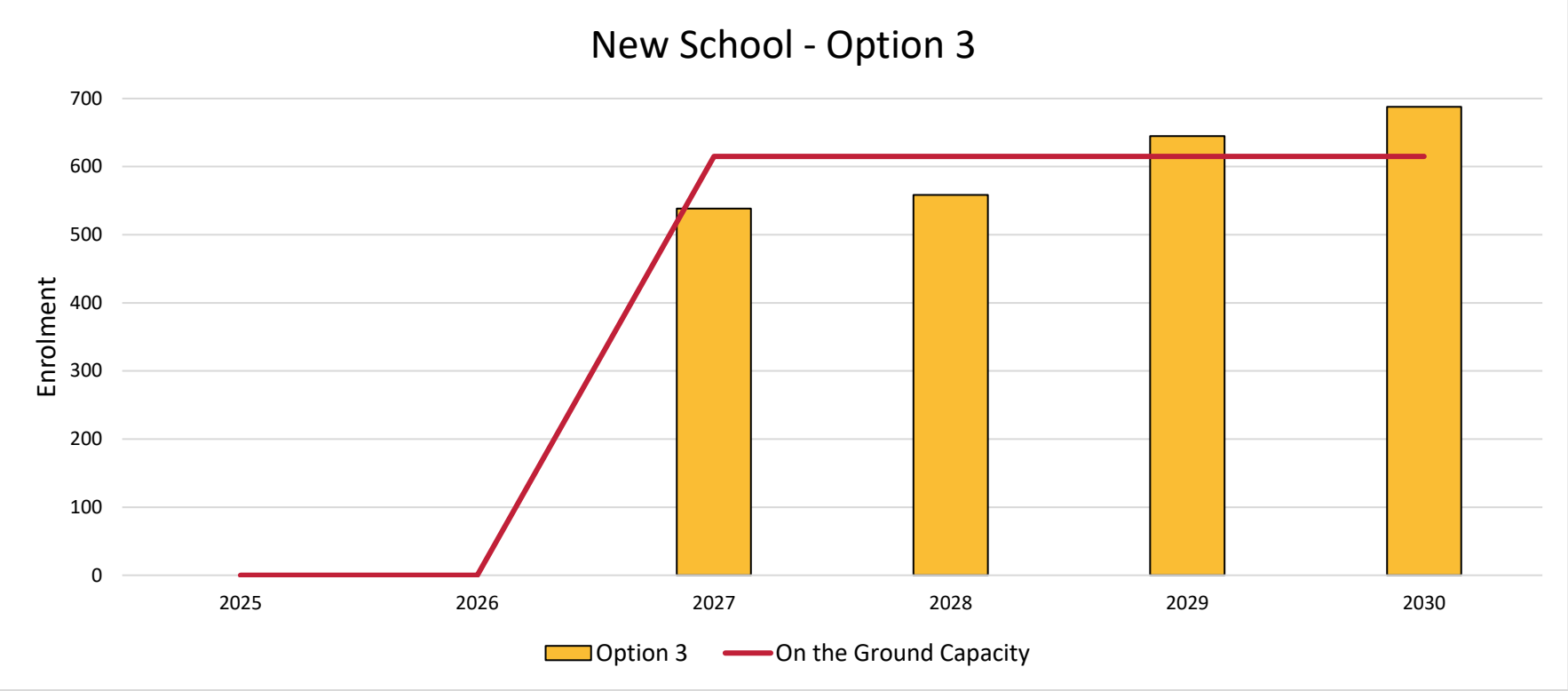
Shannen Koostachin Projections- Option 3

On the Ground Capacity	Portables	Total Capacity	Program	2025	2026	2027	2028	2029	2030
599	6	737	English	720	798	535	573	619	649
	Portable Capacity: 138								
Utilization				120%	133%	89%	96%	103%	108%
Utilization with Portables				98%	108%	73%	78%	84%	88%

2027-2028 Changes:

- Shannen Koostachin students in holding area are assigned to new school



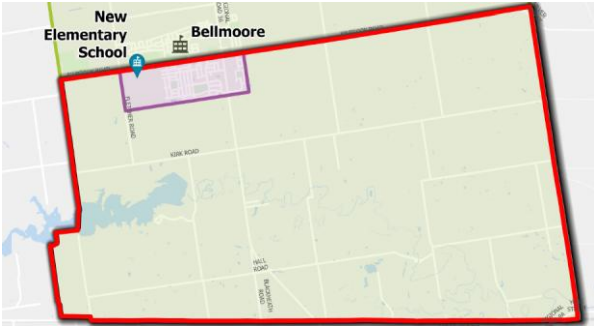


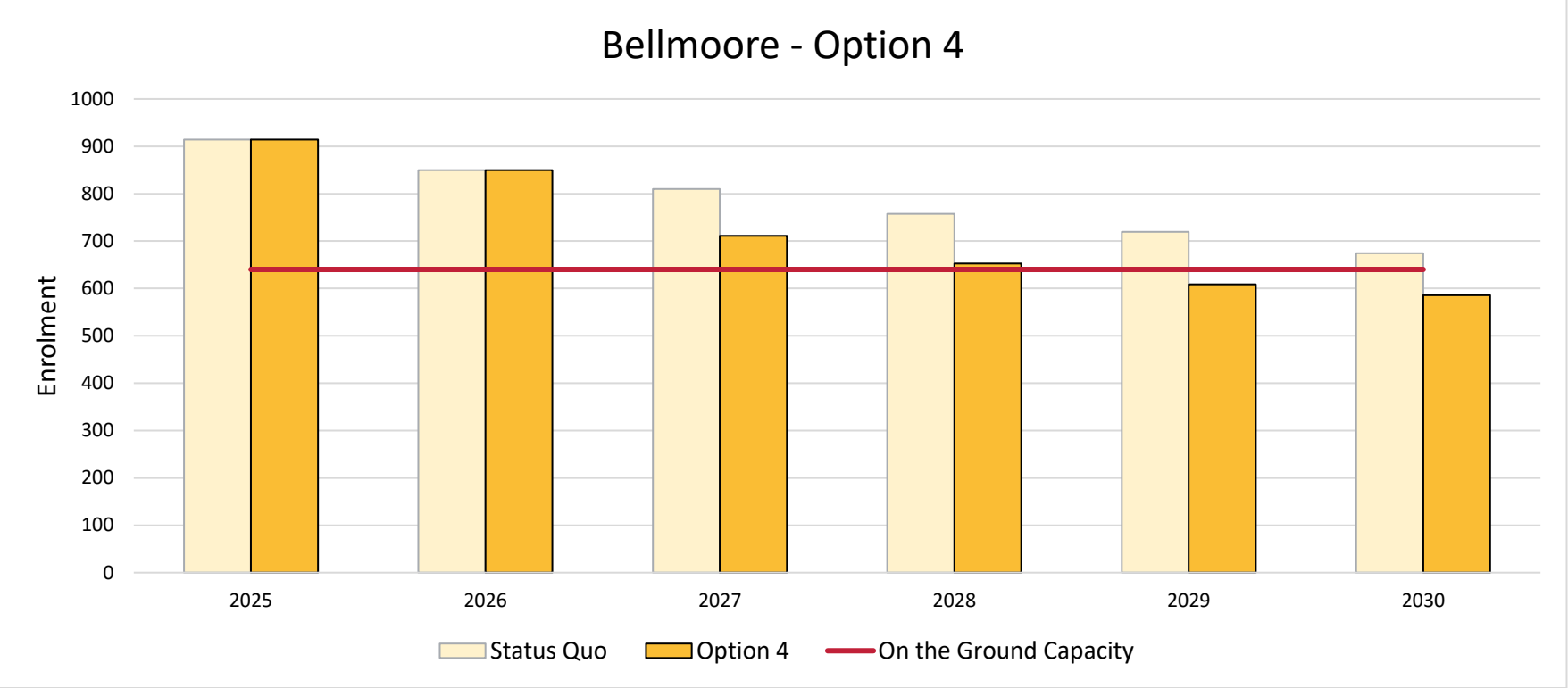
Assigned to new school:

- Shannen Koostachin students in holding area.
- All existing Bellmoore students and new students south of Binbrook Rd

New School Projections- Option 3

On the Ground Capacity	Portables	Total Capacity	Program	2025	2026	2027	2028	2029	2030
615	0	615	English	0	0	538	559	645	688
	Portable Capacity: 0								
Utilization				0%	0%	88%	91%	105%	112%
Utilization with Portables				0%	0%	88%	91%	105%	112%



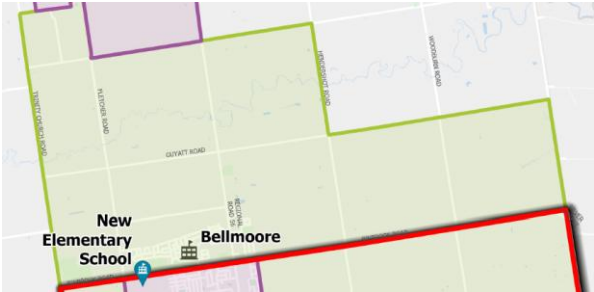


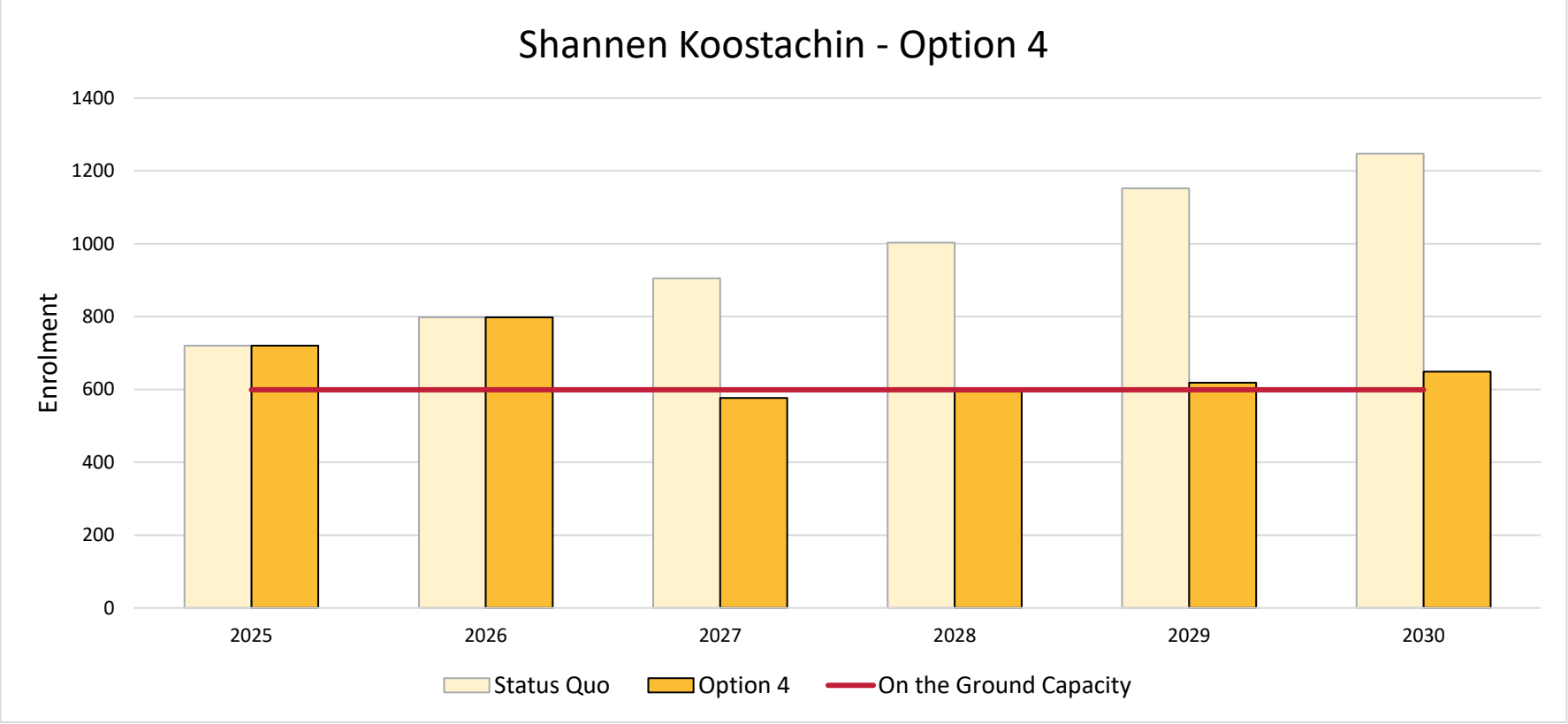
Bellmoore Projections- Option 4

On the Ground Capacity	Portables	Total Capacity	Program	2025	2026	2027	2028	2029	2030
640	13	939	English	914	850	711	653	609	586
	Portable Capacity: 299								
Utilization				143%	133%	111%	102%	95%	91%
Utilization with Portables				97%	91%	76%	70%	65%	62%

2027-2028 Changes:

- All Bellmoore students north of Binbrook Rd in its existing boundary are assigned to Bellmoore
- Legacy grade 7&8 Bellmoore students south of Binbrook Rd attend Bellmoore





2027-2028 Changes:

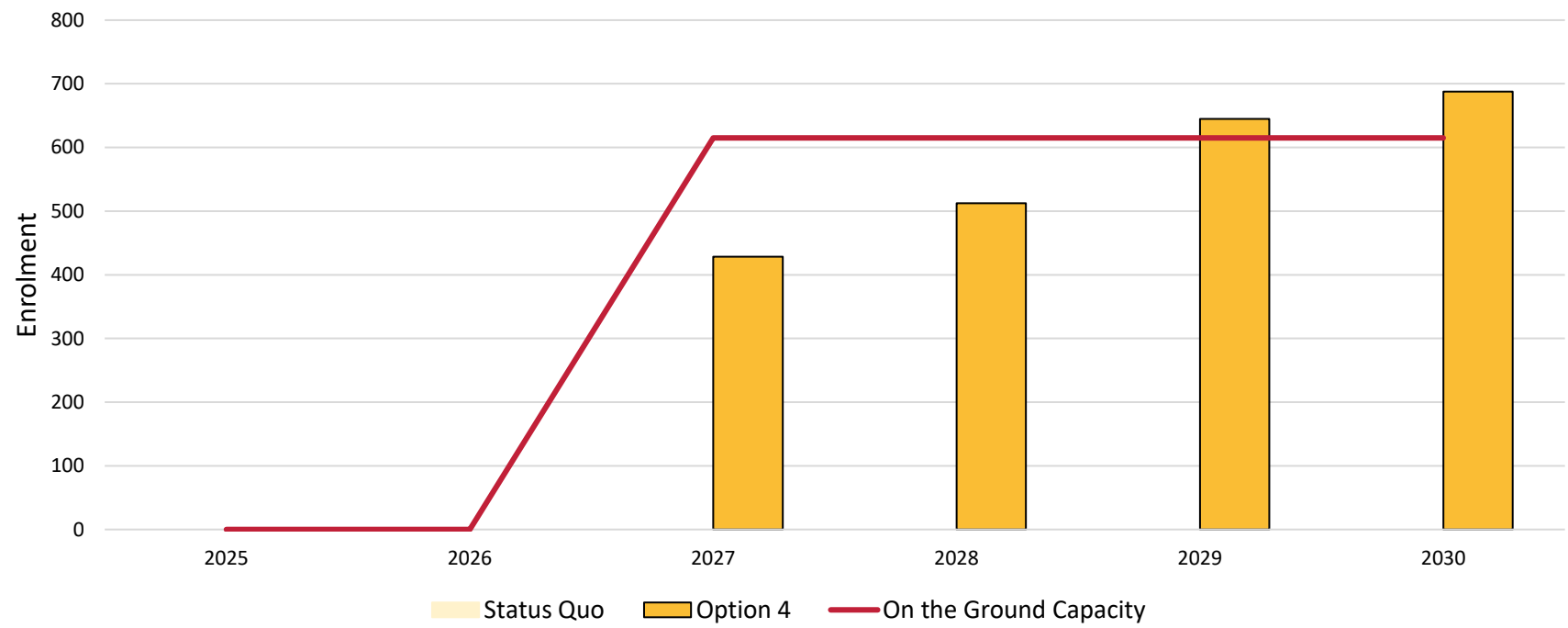
- Shannen Koostachin students in holding area are assigned to new school except grade 7&8 legacy students

Shannen Koostachin Projections- Option 4

On the Ground Capacity	Portables	Total Capacity	Program	2025	2026	2027	2028	2029	2030
599	6	737	English	720	798	576	595	619	649
	Portable Capacity: 138								
Utilization				120%	133%	96%	99%	103%	108%
Utilization with Portables				98%	108%	78%	81%	84%	88%



New School - 4



Assigned to new school:

- Shannen Koostachin students in holding area except grade 7&8 legacy students
- All existing Bellmoore students south of Binbrook Rd (except grade 7&8 legacy students) and all new students south of Binbrook Rd

New School Projections- Option 4

On the Ground Capacity	Portables	Total Capacity	Program	2025	2026	2027	2028	2029	2030
615	0	615	English	0	0	428	513	645	688
	Portable Capacity: 0								
Utilization				0%	0%	70%	83%	105%	112%
Utilization with Portables				0%	0%	70%	83%	105%	112%

