

WATERDOWN BOUNDARY REVIEW

OPTION DETAILS

2026-2027

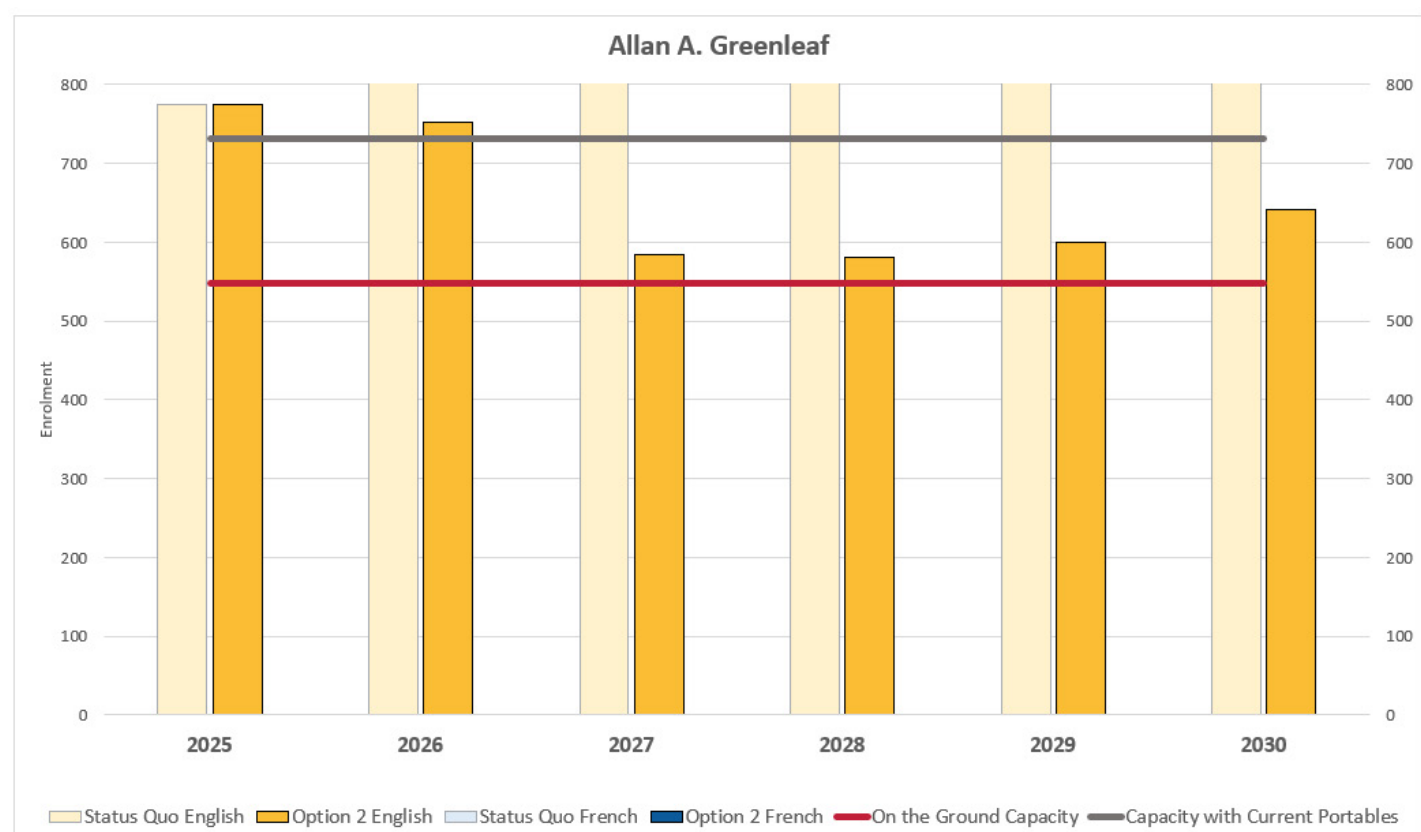
- All new JK- 4 Regular Track Students South of Highway 5 directed to Mary Hopkins

2027-2028

- New Elementary School Boundary
  - South of Highway 5 from Howard Boulevard to Kerns Road
- Legacy Students
  - Grades 7 & 8 can remain at Allan A. Greenleaf and Flamborough Centre
  - No transportation provided for legacy students
  - Siblings must attend new school
- French Immersion Program
  - Mary Hopkins becomes JK- 5 Dual Track school
  - Grade 6-8 French Immersion students at Guy Brown can stay and graduate
  - Flamborough Centre receives French Immersion program for Grades 6-8

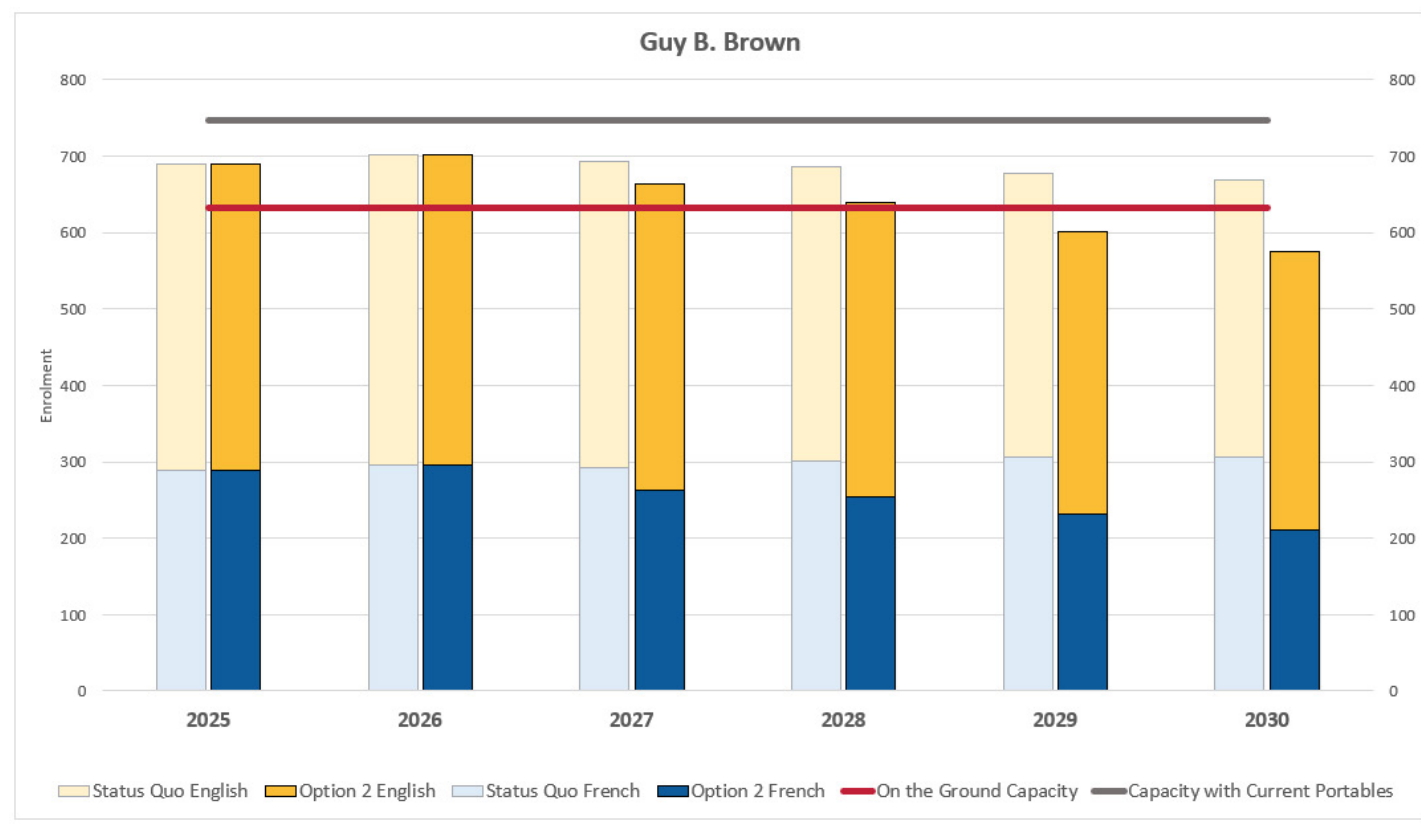
OPTION ENROLMENT PROJECTIONS

Allan A. Greenleaf



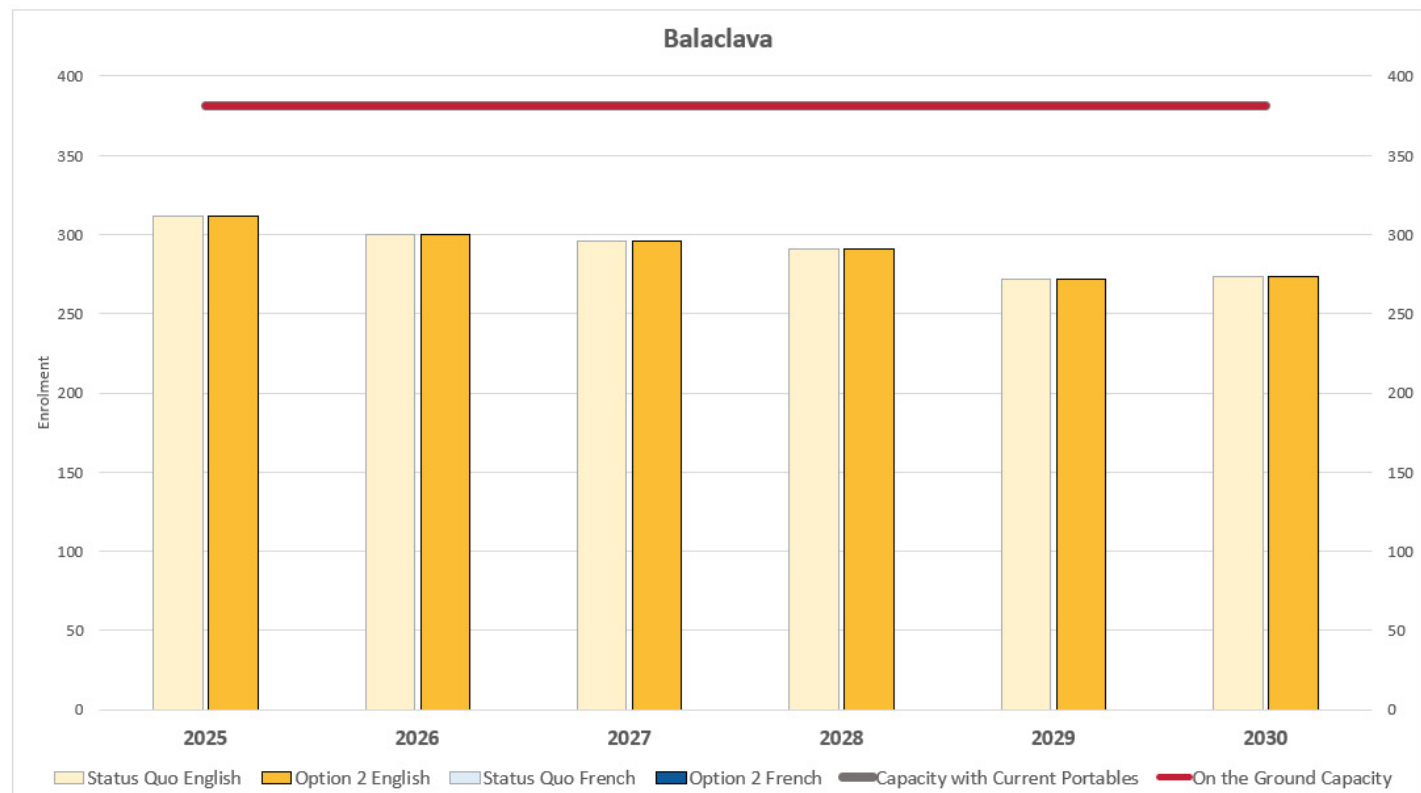
On the Ground Capacity	Portables	Total Capacity	Program	2025	2026	2027	2028	2029	2030
548	184	732	English	775	753	584	580	599	642
			French	0	0	0	0	0	0
			Total	775	753	584	580	599	642
			Utilization	141%	137%	107%	106%	109%	117%
			Utilization with Portables	106%	103%	80%	79%	82%	88%

Guy B. Brown



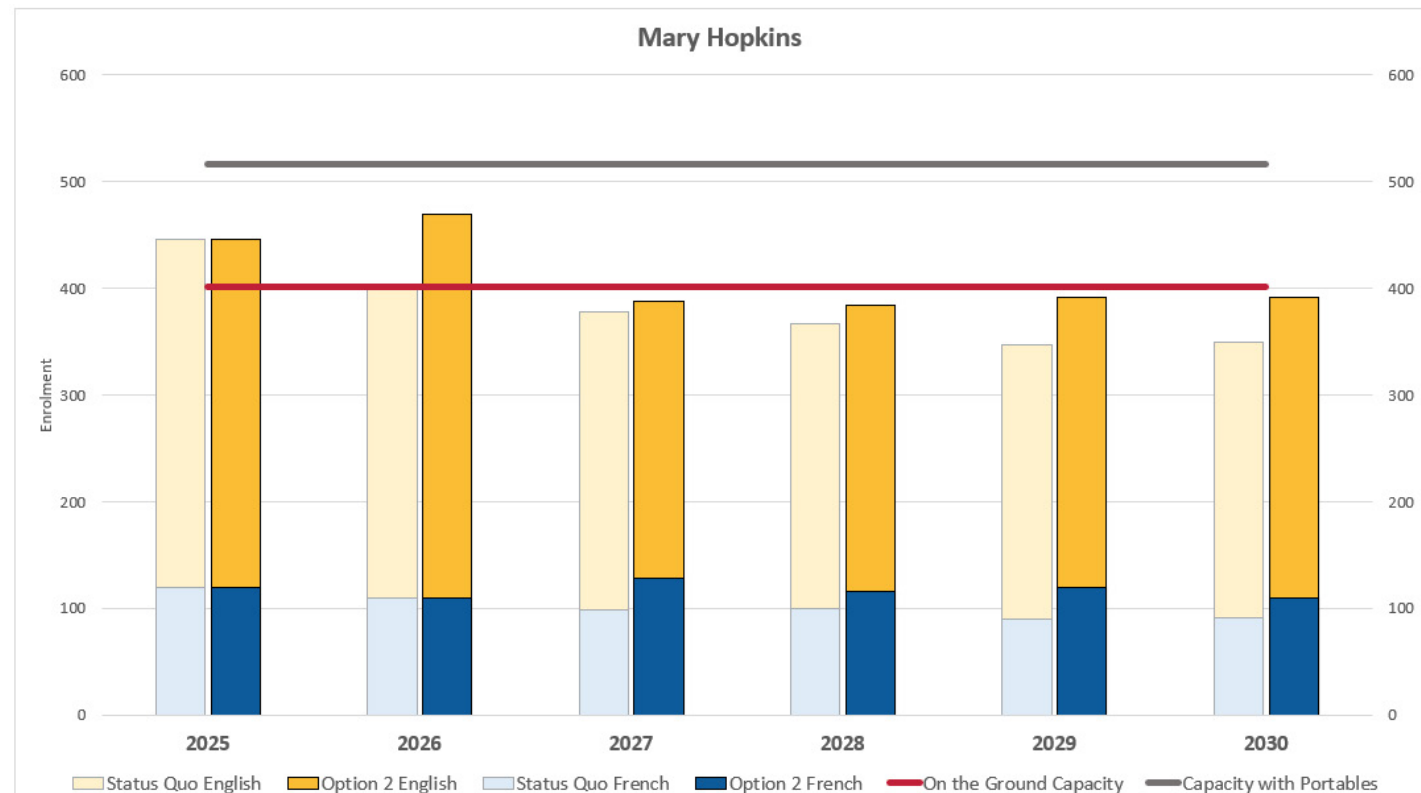
On the Ground Capacity	Portables	Total Capacity	Program	2025	2026	2027	2028	2029	2030
632	115	747	English	401	406	401	385	371	363
			French	288	296	263	254	231	211
			Total	689	703	664	640	602	575
			Utilization	109%	111%	105%	101%	95%	91%
			Utilization with Portables	92%	94%	89%	86%	81%	77%

Balaclava



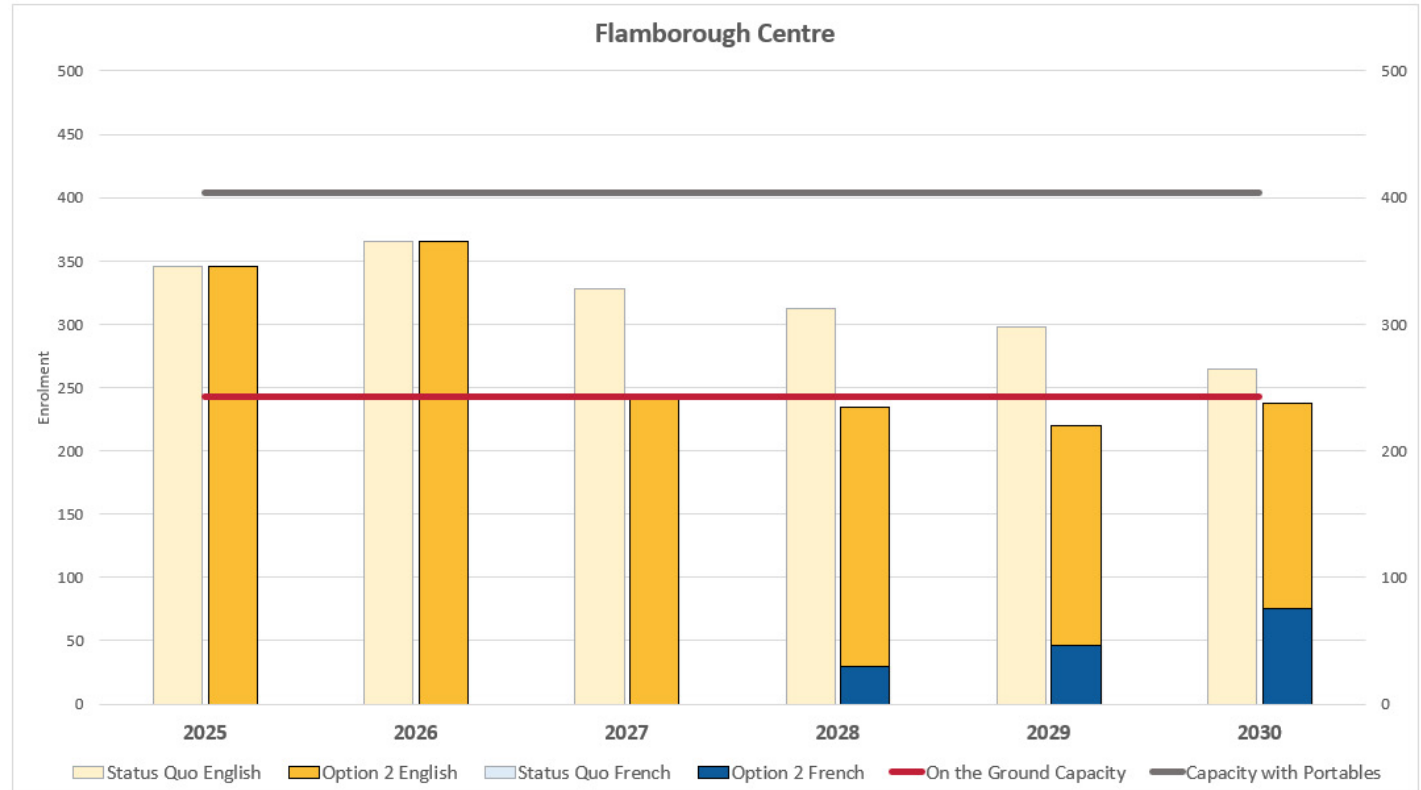
On the Ground Capacity	Portables	Total Capacity	Program	2025	2026	2027	2028	2029	2030
381	0	381	English	312	300	296	291	272	274
			French	0	0	0	0	0	0
			Total	312	300	296	291	272	274
			Utilization	82%	79%	78%	76%	71%	72%
			Utilization with Portables	82%	79%	78%	76%	71%	72%

Mary Hopkins



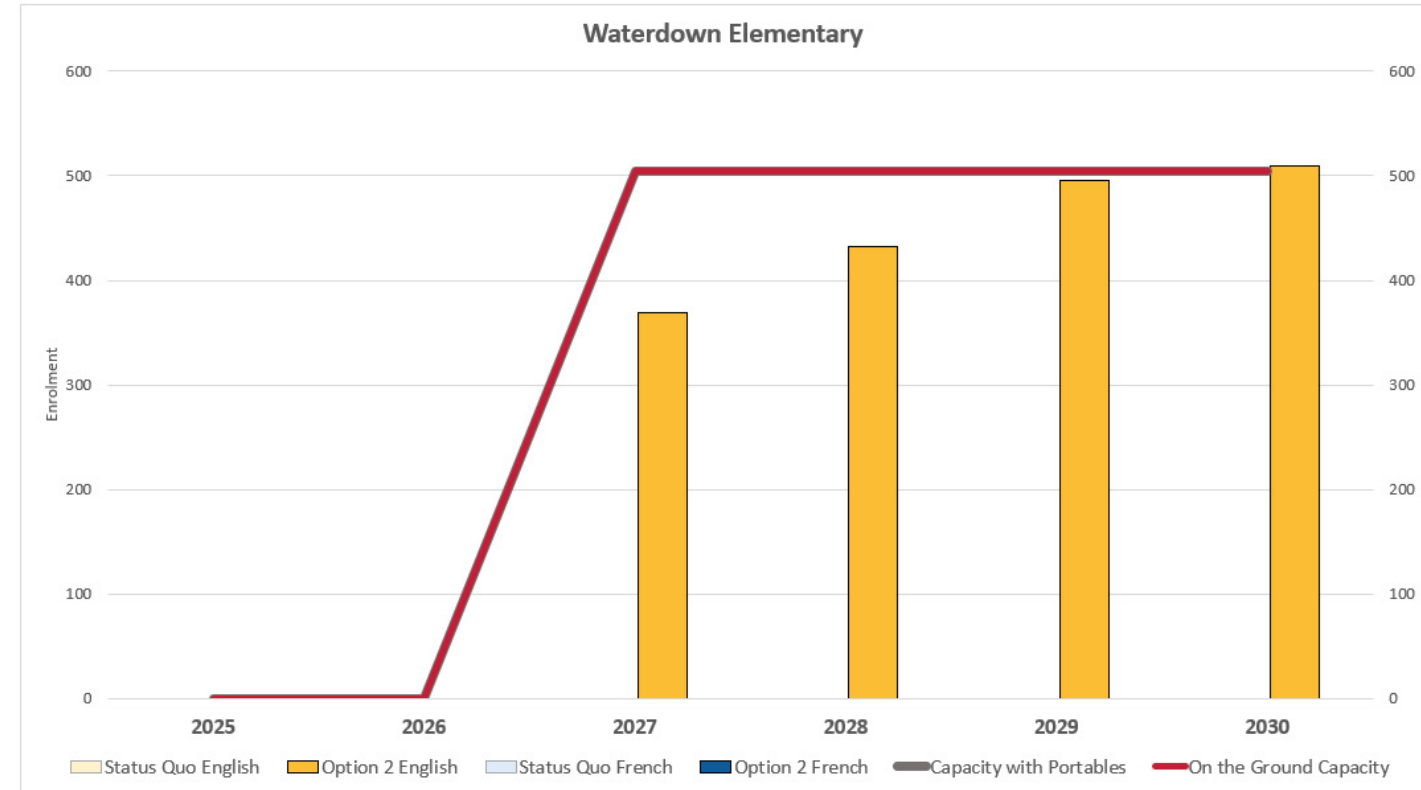
On the Ground Capacity	Portables	Total Capacity	Program	2025	2026	2027	2028	2029	2030
401	115	516	English	327	360	260	268	272	282
			French	119	109	128	116	120	110
			Total	446	470	388	384	392	392
			Utilization	111%	117%	97%	96%	98%	98%
			Utilization with Portables	86%	91%	75%	74%	76%	76%

Flamborough Centre



On the Ground Capacity	Portables	Total Capacity	Program	2025	2026	2027	2028	2029	2030
243	161	404	English	346	365	243	204	174	163
			French	0	0	0	30	46	75
			Total	346	365	243	234	220	238
			Utilization	142%	150%	100%	96%	91%	98%
			Utilization with Portables	86%	90%	60%	58%	55%	59%

Waterdown Elementary



On the Ground Capacity	Portables	Total Capacity	Program	2025	2026	2027	2028	2029	2030
504	0	504	English	0	0	369	432	495	509
			French	0	0	0	0	0	0
			Total	0	0	369	432	495	509
			Utilization	0%	0%	73%	86%	98%	101%
			Utilization with Portables	0%	0%	73%	86%	98%	101%

